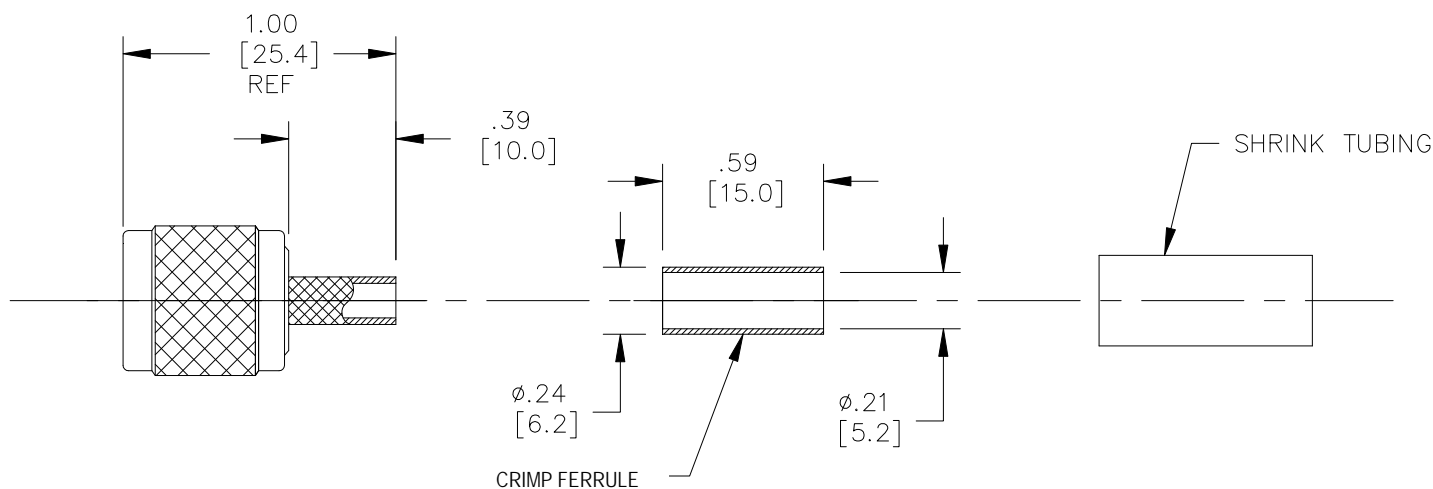


Model 73056
TNC Plug, 50 Ohm, Crimp Type, RG58, 141



Model 73056
TNC Plug, 50 Ohm, Crimp Type, RG58, 141

Features

- DC – 11GHz bandwidth.
- Connectors are precision machined.
- Meets interface requirements MIL-C-39012.
- Connector accepts cable types RG/U: 58, 141

Materials

Center Conductor, Male: Brass, Gold Plated
Connector Body: Brass, Nickel Plated
Crimp Ferrule: Brass, Nickel Plated
Insulators: PTFE

Specifications

Impedance: 50Ω
Frequency Range: DC – 11GHz
Contact Resistance:
 Center Conductor: ≤1.5 mΩ
 Outer Conductor: ≤0.2 mΩ
Insulation Resistance: ≥ 5000 MΩ
Dielectric Withstand Voltage: 1500V
 For CE compliance, do not hold in hand when
 voltages exceed 33 Vrms / 70 Vdc.
Number of Insertions: 500 cycles minimum

Ordering Information

Model: **73056**

USA: Sales: 800-490-2361
Technical Support: technicalsupport@pomonatest.com
Fax: 425-446-5844

Europe: 31-(0) 40 2675 150 **International:** 425-446-5500

Where to Buy: www.pomonaelectronics.com

All dimensions are in inches. Tolerances (except noted): .xx = ±.02" (.51 mm), .xxx = ± .005" (.127 mm). All specifications are to the latest revisions. Specifications are subject to change without notice. Registered trademarks are the property of their respective companies.


Model 73056
TNC Plug, 50 Ohm, Crimp Type, RG58, 141

Cable Types and Crimp Die Information

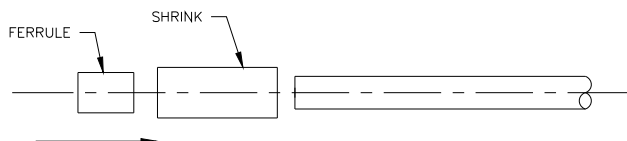
Connector Model #	Cable Groups	Crimp Die Cavity Size for Outer Ferrule
73056	RG58, 141	.213 (5.4)

Cable Assembly Instructions

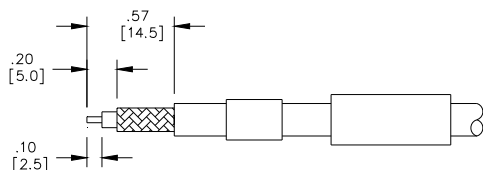
1. CUT CABLE END EVENLY AND PERPENDICULAR



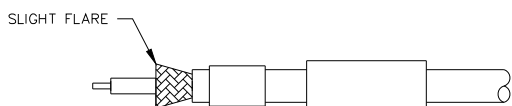
2. SLIDE FERRULE AND SHRINK TUBING OVER CABLE.



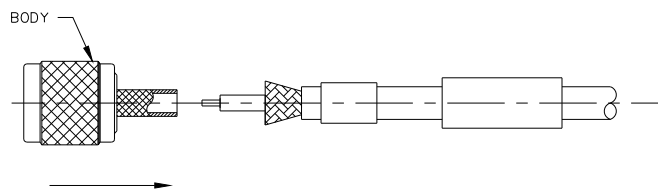
3. STRIP CABLE JACKET, BRAID AND DIELECTRIC TO SPECIFICATION LENGTHS.



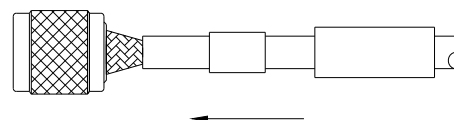
4. FLARE BRAD END SLIGHTLY.



5. SLIDE CONNECTOR BODY OVER CENTER CONDUCTOR.



6. SLIDE OUTER FERRULE OVER BRAID AND UP AGAINST BODY ASSEMBLY.



7. CRIMP OUTER FERRULE WITH APPROPRIATE CRIMP TOOL.

